

PIK LED

24V-AC/DC
100÷240V-AC

3W
6.000°K 40.000 hours

RoHS RAE CONFORMITY



IP20



EUROPEAN INDUSTRIAL COMPONENTS

pik-001



PN03 L30-F680-24ACDC-W
PN03 L45-F680-24ACDC-W
PN03 L30-F680-100240AC-W
PN03 L45-F680-100240AC-W

PN03 L30-F580-24ACDC
PN03 L45-F580-24ACDC
PN03 L30-F580-100240AC
PN03 L45-F580-100240AC



Interchangeable lens with 30° angle (standard) or 45° (option)

HIGH PERFORMANCES

- Up to 85% energy saving
- Low performing heat
- Zero maintenance
- Technopolymer and aluminium adjustable head with high resistance glass
- Easily adjustable and vibration-resistant flexible arms
- Complies with Directives 2006/95/EC, 2004/108/EC and 2006/42/EC as required by Normative EN 1387

PIK LED IP20

24V-AC/DC
100-240V-AC

3W
6.000°K 40.000 hours

RoHS RAEE CONFORMITY



2 voltage options:

•24V-AC/DC with LED driver built-in the base and bipolar cable

•100-240V-AC with LED driver built-in the base and cable with Schuko plug

Standard:

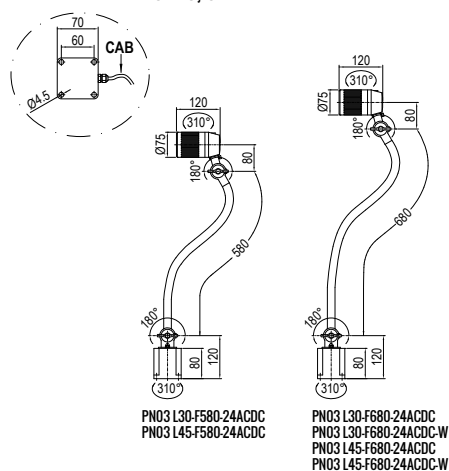
•external colour: black for models with 580mm/680mm arms; white (-W) for models with 680mm arm

•30° Lens (45° in option)

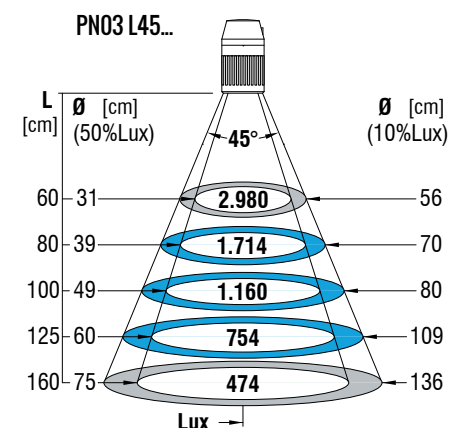
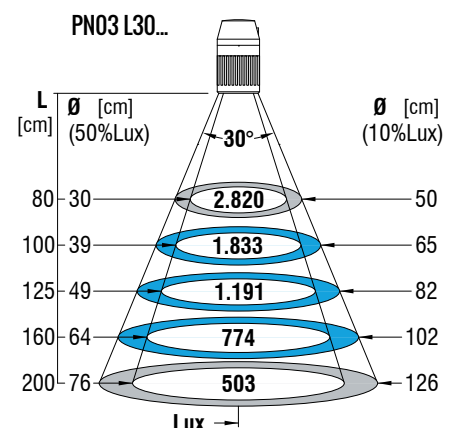
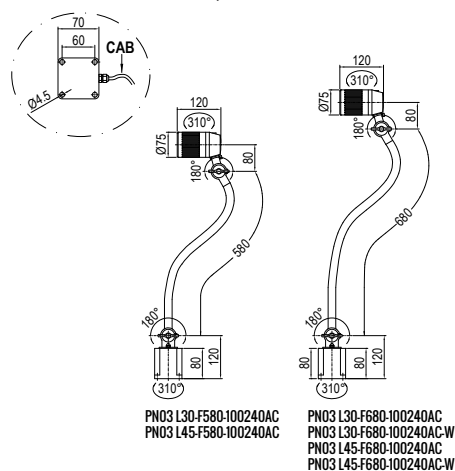
Optional accessories:

coloured glasses, mounting clamp, angle plate and magnetic base

PIK LED 24V-AC/DC, 3W



PIK LED 100-240V-AC, 3W



PIK LED 24V-AC/DC

Available external colours:

Black
White (-W)

	CODE	Vin	WxLed	CAB. mt	Kg
STANDARD: with Lens 30°					
	PN03 L30-F580-24ACDC	24V AC/DC	1Wx3	CV 02 1.80	1.20
	PN03 L30-F680-24ACDC				1.40
	PN03 L30-F680-24ACDC-W				1.40
OPTION: with Lens 45°					
	PN03 L45-F580-24ACDC	24V AC/DC	1Wx3	CV 02 1.80	1.20
	PN03 L45-F680-24ACDC				1.40
	PN03 L45-F680-24ACDC-W				1.40

PIK LED 100-240V-AC

Available external colours:

Black
White (-W)

	CODE	Vin	WxLed	CAB. mt	Kg
STANDARD: with Lens 30°					
	PN03 L30-F580-100240AC	100-240V AC	1Wx3	SP 02 1.80	1.20
	PN03 L30-F680-100240AC				1.40
	PN03 L30-F680-100240AC-W				1.40
OPTION: with Lens 45°					
	PN03 L45-F580-100240AC	100-240V AC	1Wx3	SP 02 1.80	1.20
	PN03 L45-F680-100240AC				1.40
	PN03 L45-F680-100240AC-W				1.40

OPTIONS AND SPARE PARTS

	LENS 30°	LENS 45°	NEUTRAL GLASS	BLUE GLASS	YELLOW GLASS	CLAMP	ANGLE PLATE	MAGNETIC BASE
CODE	LL-IN03-30°	LL-IN03-45°	FIL 50N	FIL 50A	FIL 50G	J C02	J L01/02	J M01